YIBO 以伯®

YB920系列series

变频器专用输入EMC滤波器

Input EMC Filters for Inverters

产品及应用 PRODUCTS APPLICATIONS



- ▲ 基于变频器工作时输入端对电网及PLC、DCS系统等数字设备产生干扰的领域而专门设计
- ▲ 优异的共模和差模抑制能力，可有效抑制变频器对外界的传导干扰，保证周边设备的正常运行
- ▲ 标准匹配国内外多种低压变频器
- ▲ 提高系统功率因数，缓解三相不平衡
- ▲ 适用于干扰较为严重的场合，电力电子、电力驱动数控机床、变频装置、伺服驱动装置、逆变类设备等

- ▲ Specially designed for the field of interference to the power grid and digital equipment such as PLC and DCS systems at the input end during the operation the inverter
- ▲ Excellent common mode and differential mode suppression capability, which can effectively suppress the conducted interference of the inverter to the outside world and ensure the normal operation surrounding equipment
- ▲ Standard matching with various domestic and international low-voltage inverters
- ▲ Improving the system power factor and alleviating three-phase imbalance
- ▲ Suitable for occasions with severe interference, power electronics, power drive, numerical control machine tools, frequency conversion devices, servo drive devices, in devices, etc

技术参数 SPECIFICATION

最高工作电压 Maximum operating voltage (VAC)	工作频率 Operating frequency Hz	试验电压 Hipot test voltage		工作温度 Operating temperatureHz	绝缘电阻 Minimum insulation resistance
		P-N(VDC)	P-E(VDC)		
440	50/60	2150	2700	25/85/21	>200M@500VDC

产品型号 FILTER	额定电流 Current rating @40℃	泄露电流 Leakage current	变频器功率 Inverter power (KW)	外型尺寸 Housing	端接方式 Connections		重量 Weight (g)

YB920-5	5A	<5.0mA	0.75/1.5	N2	M4	---	1100
YB920-8	8A	<5.0mA	2.2/3.7	N2	M4	---	1100
YB920-10	10A	<5.0mA	4	N2	M4	---	1100
YB920-16	16A	<5.0mA	5.5/7.5	N5	M4	---	1500
YB920-20	20A	<5.0mA	8	N5	M4	---	1500
YB920-30	30A	<7.5mA	11/15	N5	M6	---	1500
YB920-45	45A	<15mA	18.5/22	N10	M6	---	2500
YB920-60	60A	<20mA	25/28	N10	M6	---	3000
YB920-75	75A	<20mA	30/37	N12	M8	---	7000
YB920-100	100A	<25mA	45	N12	M8	---	7000
YB920-120	120A	<25mA	55	N12	M8	---	7000
YB920-150	150A	<30mA	75	N15	M10	---	10000
YB920-200	200A	<30mA	90	N15	M10	---	10000
YB920-250	250A	<30mA	110	N15	M10	---	10000
YB920-300	300A	<45mA	125/132/150	N30	---	Bar	14000
YB920-420	420A	<45mA	160/210/220	N30	---	Bar	14000
YB920-500	500A	<50mA	250/260	N60	---	Bar	16000
YB920-600	600A	<50mA	280/315	N60	---	Bar	16000
YB920-800	800A	<60mA	400	N80	---	Bar	20000
YB920-1000	1000A	<60mA	500	N90	---	Bar	22000
YB920-1100	1100A	<80mA	550	N90	---	Bar	22000
YB920-1200	1200A	<90mA	600	N90	---	Bar	23000
YB920-1600	1600A	<90mA	700	N100	---	Bar	23000

电路原理图 CIRCUIT DIAGRAM

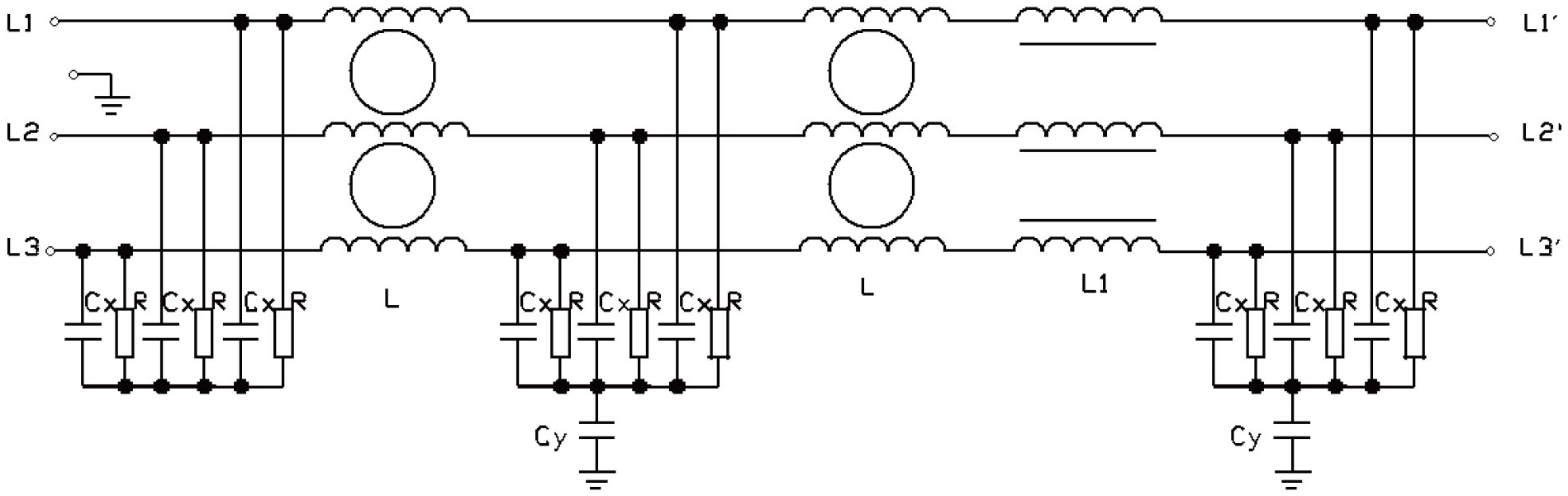

外型尺寸 HOUSING AND DIMENSIONS:（MM）

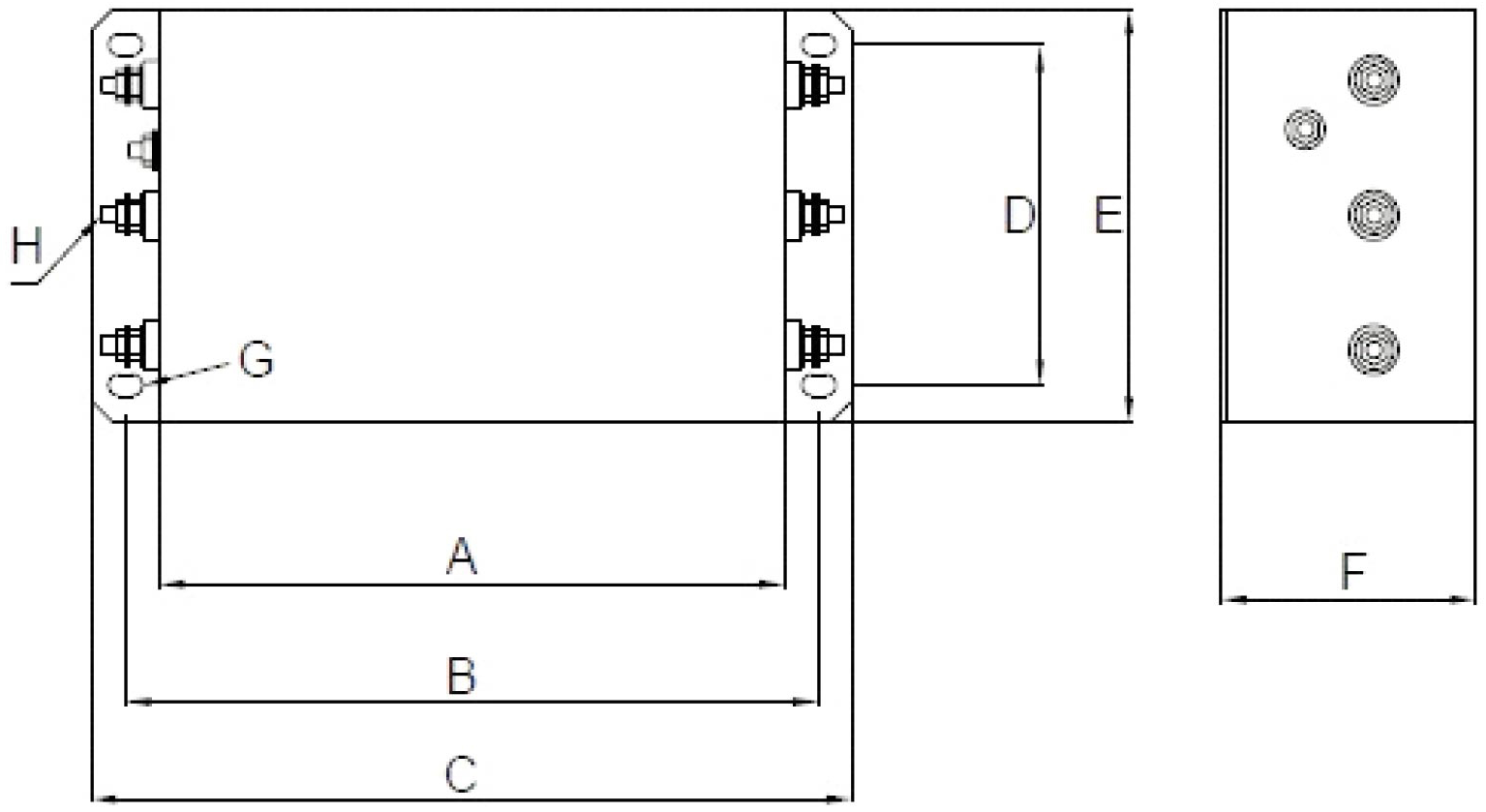

	A	B	C	D	E	F	G	H
N2	110	125±1.0	140	70±0.5	93	56	5.3*7	M4
N5	150	168±1.5	186	85±0.5	108	60	6.4*9	M6
N10	200	220±1.5	240	100±1.0	125	80	6.4*9	M6
N12	260	286±2.5	314	140±1.0	175	107	8.8*14	M8
N15	300	326±3.0	354	150±1.5	185	115	8.8*14	M10

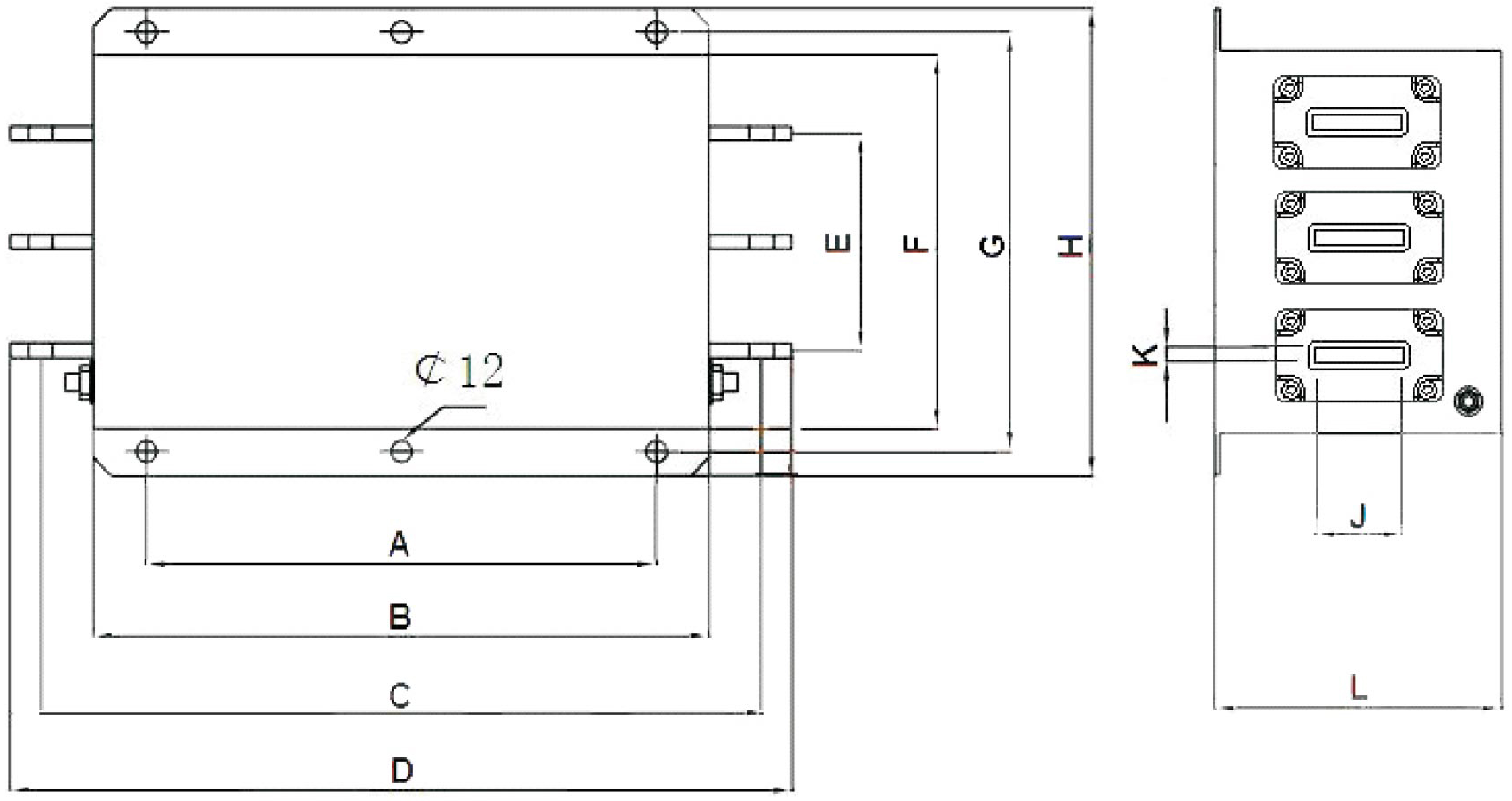

	A	B	C	D	E	F	G	H	K	J	L
N30	240±2.0	300	360	394	120	210	235±2.0	260	5.0	25	115
N60	290+±2.0	350	410	444	120	210	235±2.0	256	6.0	30	162
N80	290±2.0	350	446	475	120	210	235±2.0	256	8.0	40	162
N90	290±2.0	350	456	485	120	210	235±2.0	256	10	50	162
N100	290±2.0	350	456	485	120	210	235±2.0	256	10	60	162

插入损耗 INSERTION LOSS IN DB（IN 50/50Ω SYSTEM）

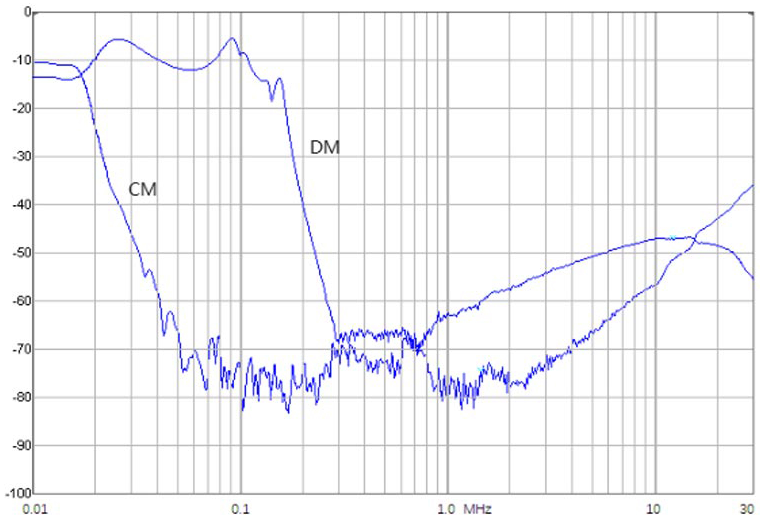

5A

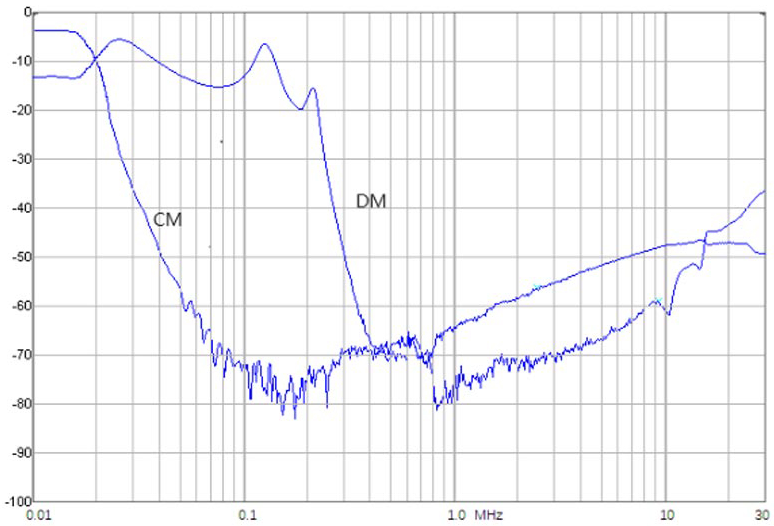

8A

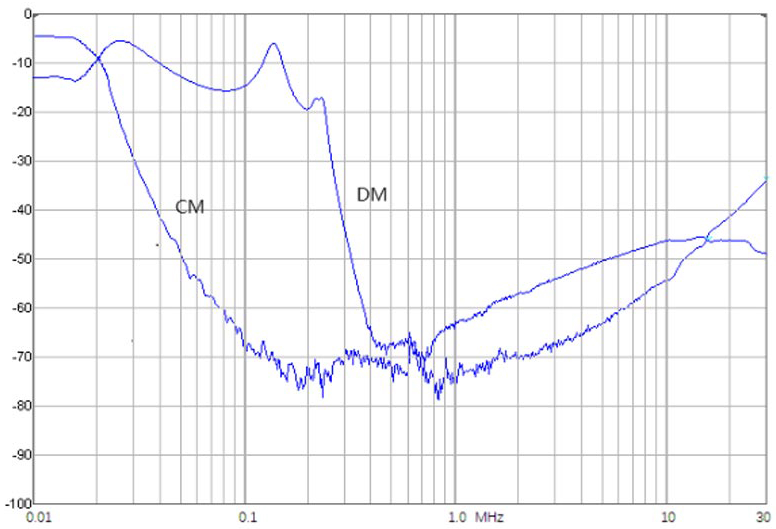

16A

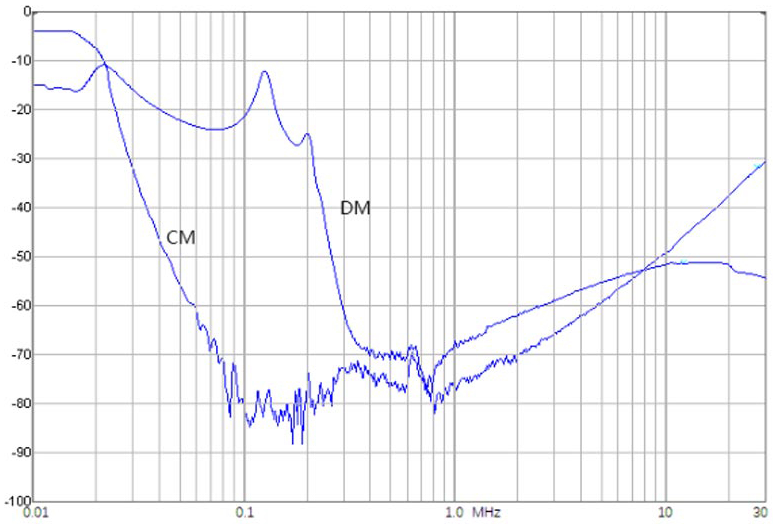

30A

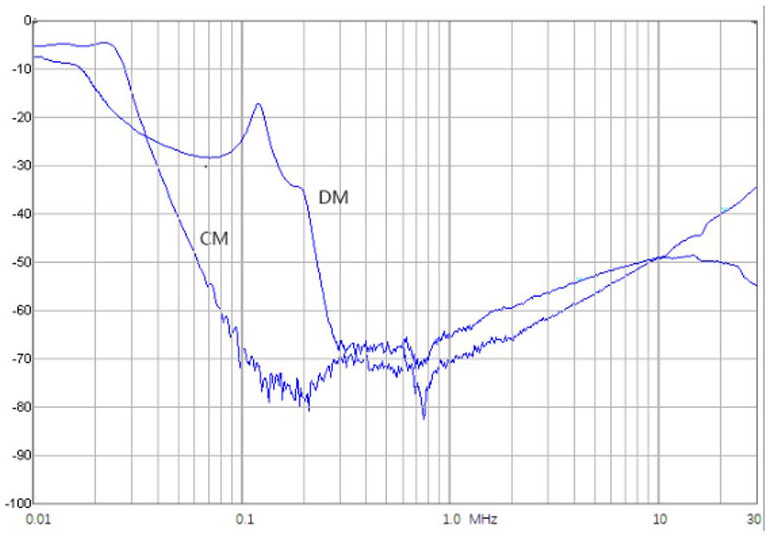

45A

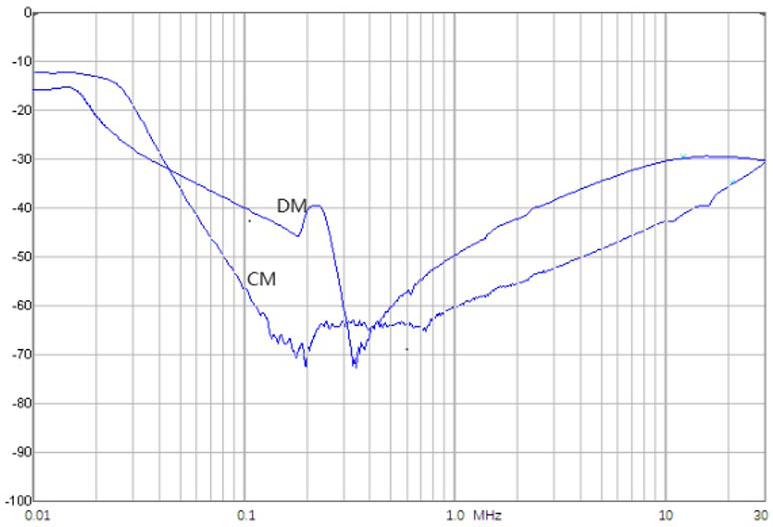

75A

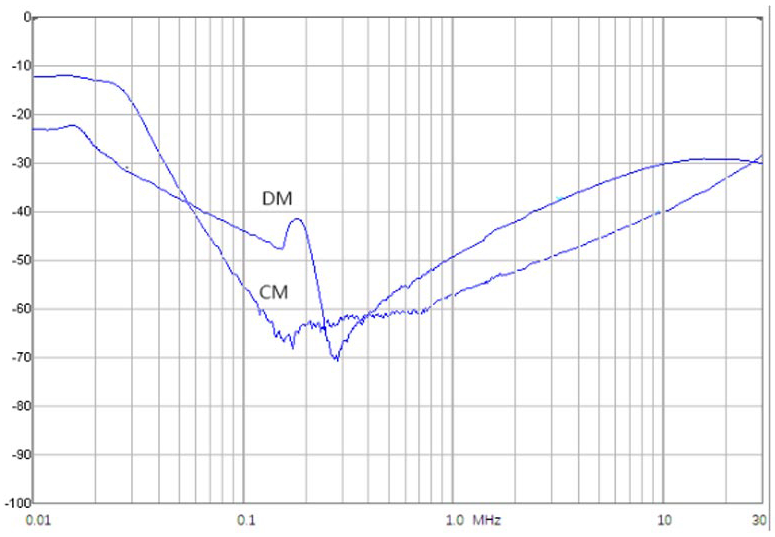

100A; 120A

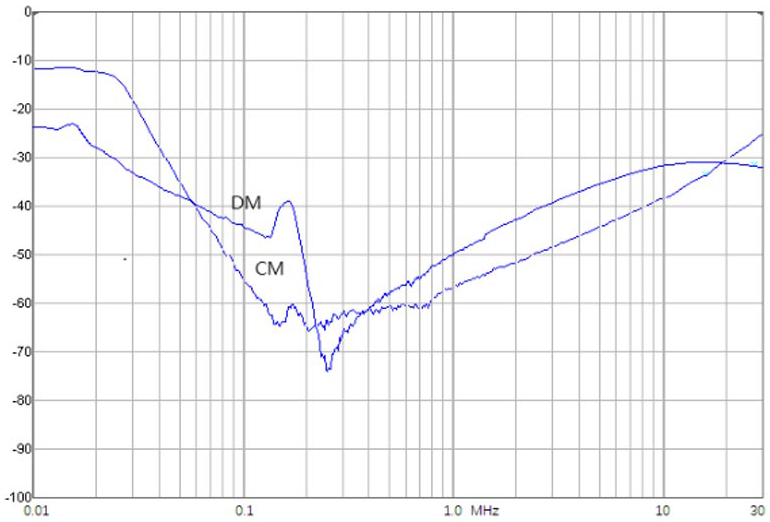

150A

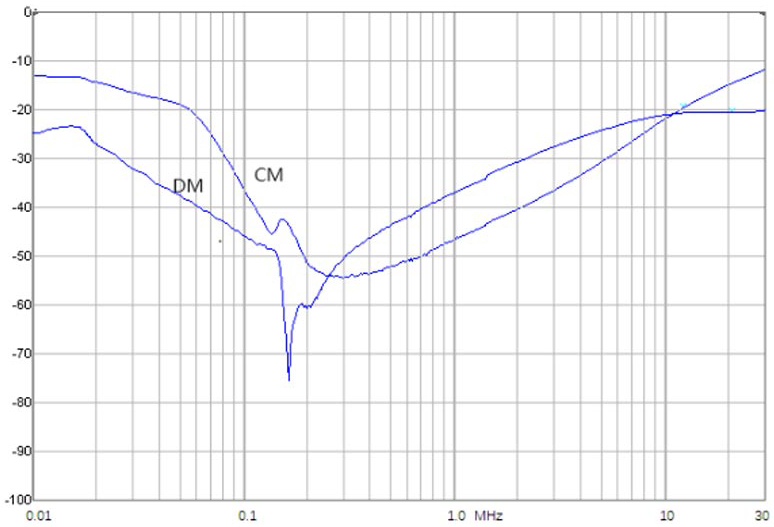

200A

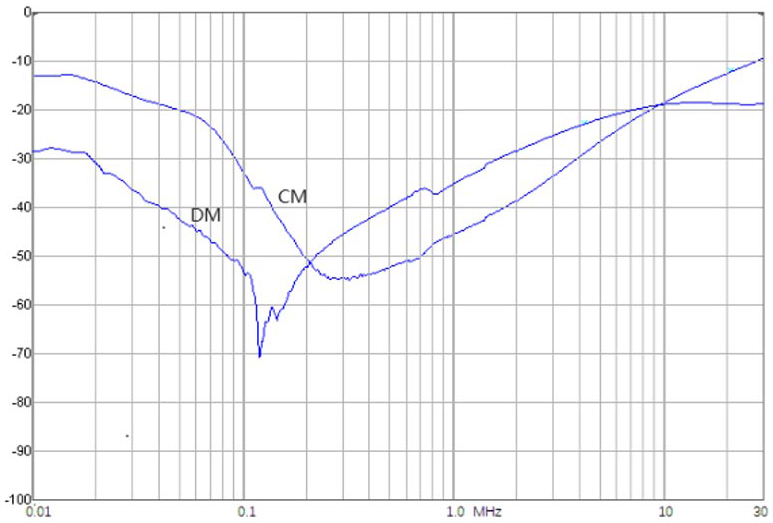

300A; 420A

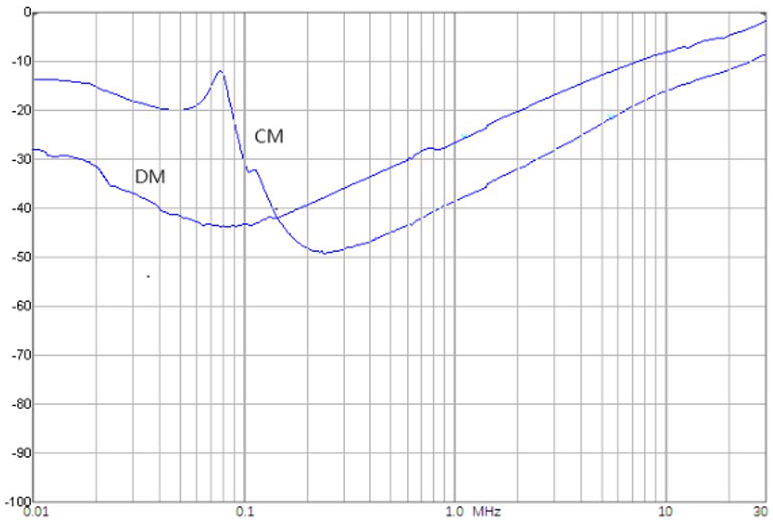

500~1600A